

Financial Literacy Program

- ~ Go to www.everfi.com
- ~ Click "**Login**" at the top, right of the screen.
- ~ Click "**Register**".
- ~ You will be asked to enter a code.

The code is: **b461976f**

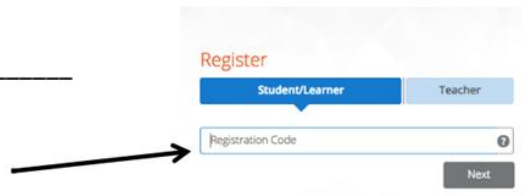
Step 1: Go to www.everfi.com/login

- Click the blue "**Register**" button.



Step 2: Enter your registration code

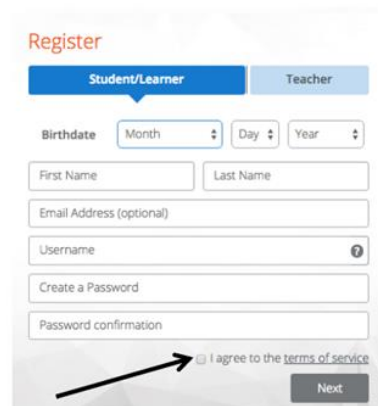
- This is provided by your teacher: _____
- Click "**Next**"



~ Once you click "Next", you will be asked to create a profile.

Step 3: Create a profile

- Enter your birthday
- Enter your first and last name or last initial
- Email address is optional
- Enter a username – this must be unique
 - (ex: Student ID #, firstnamelastname)
- Create a password and confirm your password
- Check the box "I agree to the terms of service"
- Click "**Next**"





Sign up for important updates from Mrs. Matos.

Get information for Diman Regional Vocational Technical High School right on your phone—not on handouts.

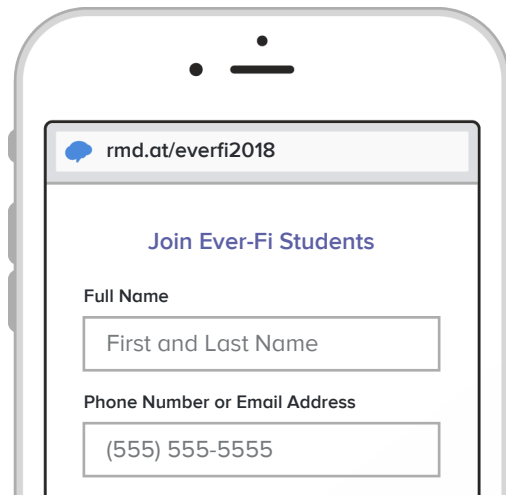
Pick a way to receive messages for **Ever-Fi Students**:

A If you have a smartphone, get push notifications.

On your iPhone or Android phone, open your web browser and go to the following link:

rmd.at/everfi2018

Follow the instructions to sign up for Remind. You'll be prompted to download the mobile app.



B If you don't have a smartphone, get text notifications.

Text the message [@everfi2018](https://www.remind.com/help/faq/everfi) to the number **81010**.

If you're having trouble with **81010**, try texting [@everfi2018](https://www.remind.com/help/faq/everfi) to **(774) 207-9029**.

** Standard text message rates apply.*



Don't have a mobile phone? Go to rmd.at/everfi2018 on a desktop computer to sign up for email notifications.